



125 years

Statistics

Netherlands



Monitoring sustainable and inclusive well-being in the Netherlands

Webinar Modelling prosperity at the regional and local level:
From theory to policy making

Edwin Horlings

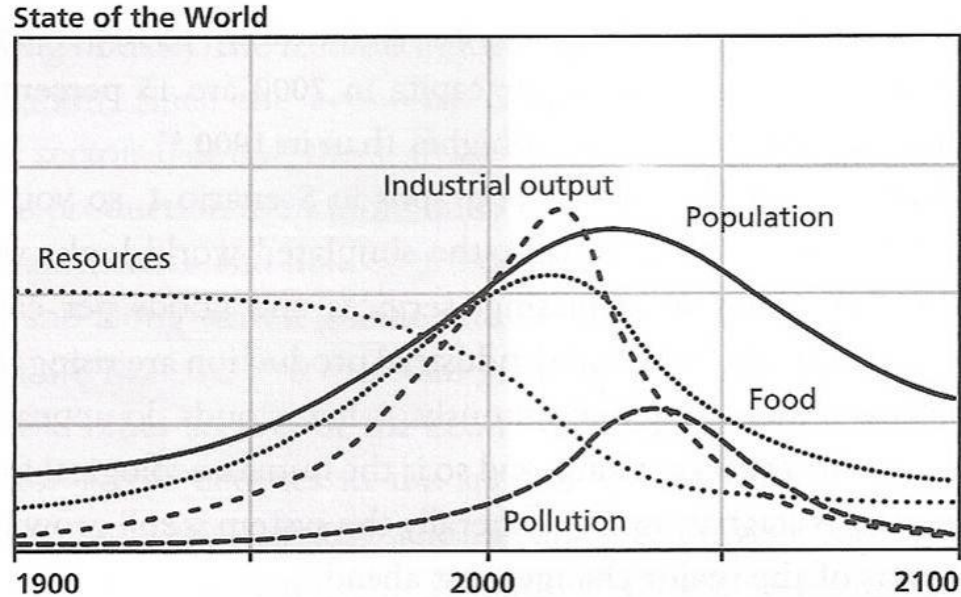
April 5, 2024

Sustainable and inclusive well-being ("Brede welvaart")



Sustainable and inclusive well-being


Club of Rome (1972) Limits to growth



Sustainable and inclusive well-being

Brundtland Report (1987) Our common future

"Development that meets the needs of the present without compromising the ability of future generations to meet their own needs"



Sustainable and inclusive well-being



*Millennium Development Goals
(2000-2015)*




*Sustainable Development Goals
(2015-2030)*



Stiglitz, Sen, Fitoussi

Joseph E. Stiglitz, Amarty Sen, Jean-Paul Fitoussi, *Report by the Commission on the Measurement of Economic Performance and Social Progress*. 2009



International statistical framework

A single integrated measurement framework that is the foundation of all our work on well-being and the SDGs

UNITED NATIONS ECONOMIC COMMISSION FOR EUROPE

Conference of European Statisticians Recommendations on
Measuring Sustainable Development



UNITED NATIONS



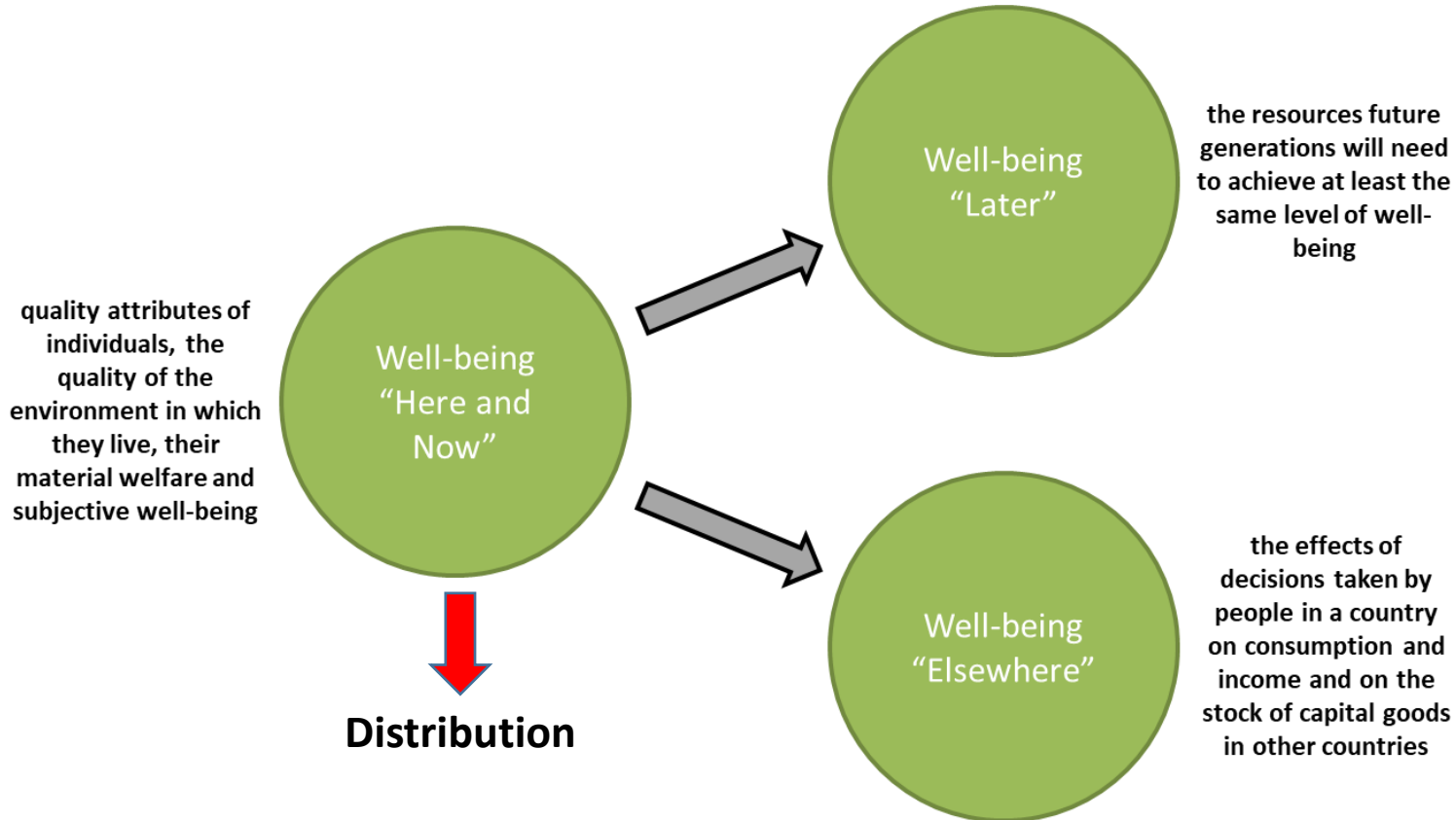
Dimensions of well-being

Well-being concerns the quality of life here and now as well as the extent to which this quality is achieved at the expense of later generations or of people in elsewhere in the world.

Dimensions of well-being

Well-being concerns the quality of life **here and now** as well as the extent to which this quality is achieved at the expense of **later** generations or of people in **elsewhere** in the world.

Dimensions of well-being



Monitoring well-being



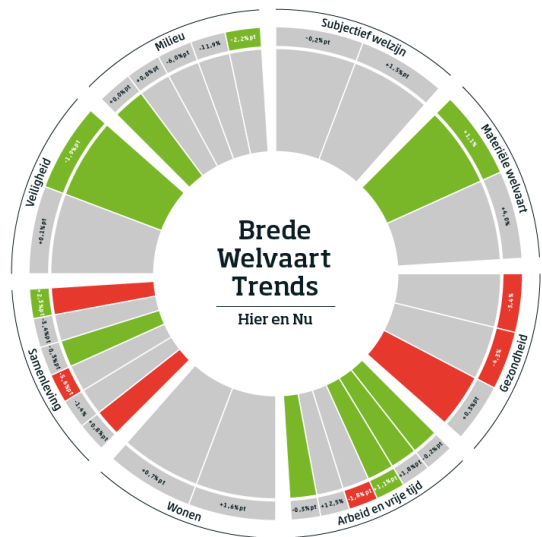
Systematic: statistical frameworks

UNITED NATIONS ECONOMIC COMMISSION FOR EUROPE

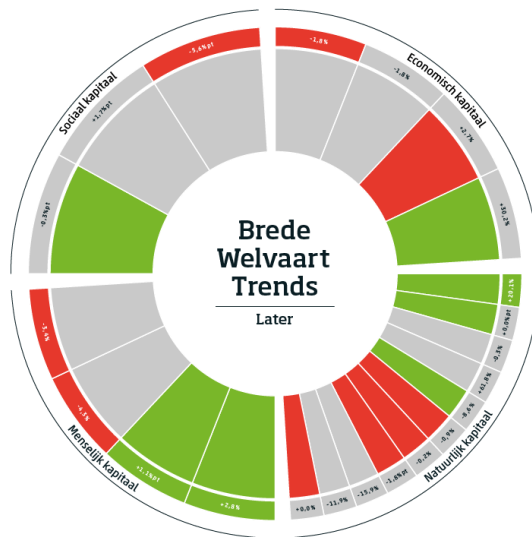
Conference of European Statisticians Recommendations on
Measuring Sustainable Development



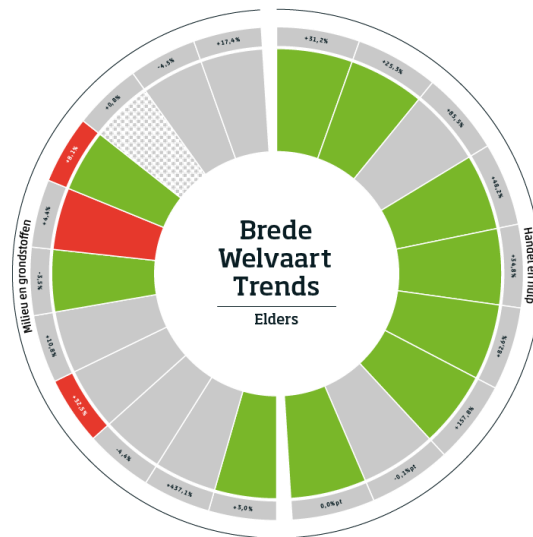
Comprehensive: all dimensions and themes



“here and now”



“later”



“elsewhere”



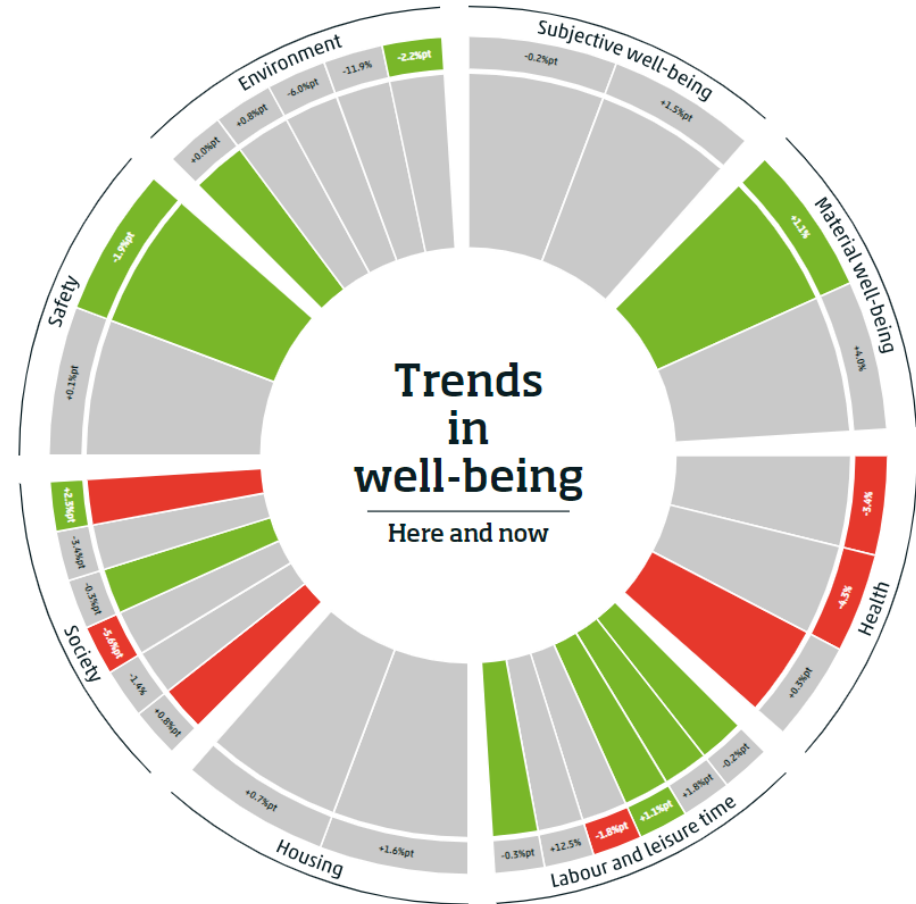
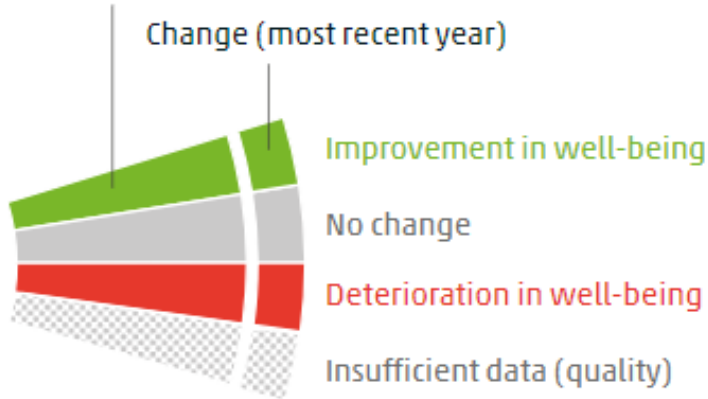
Trends

Trends in well-being and SDG's: Here and now

Key

Medium-term trend (8 years)

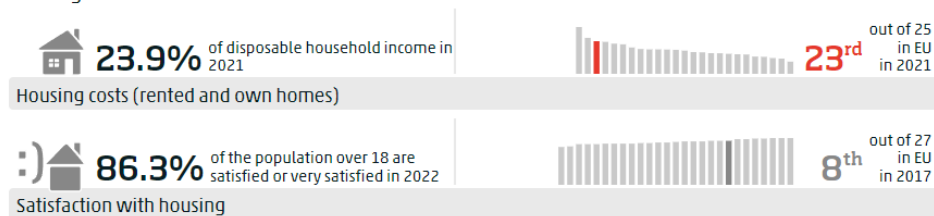
Change (most recent year)



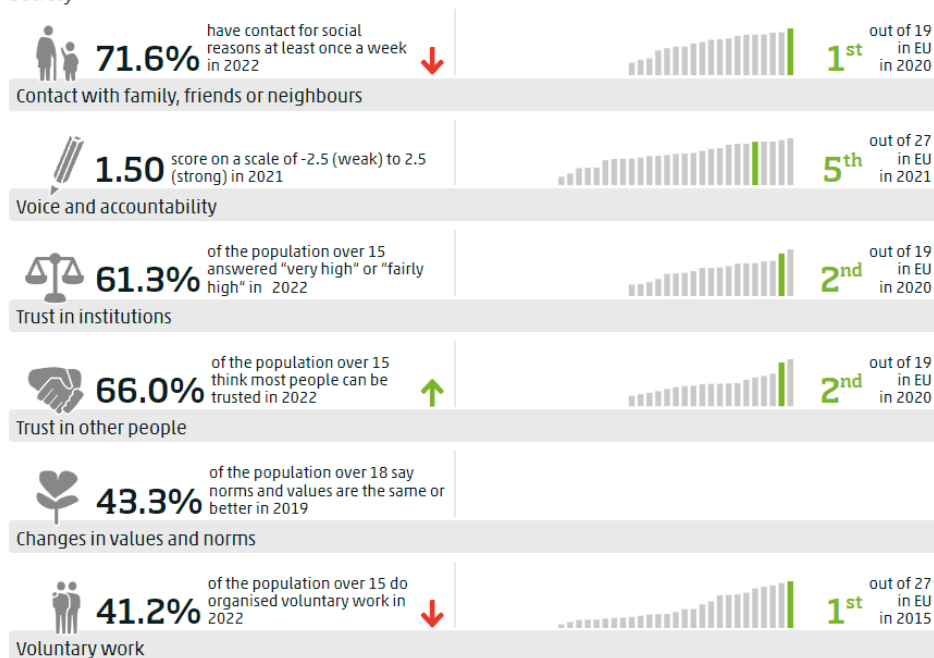
Dashboards

- Sparse
- Colours to signal significant observations

Housing



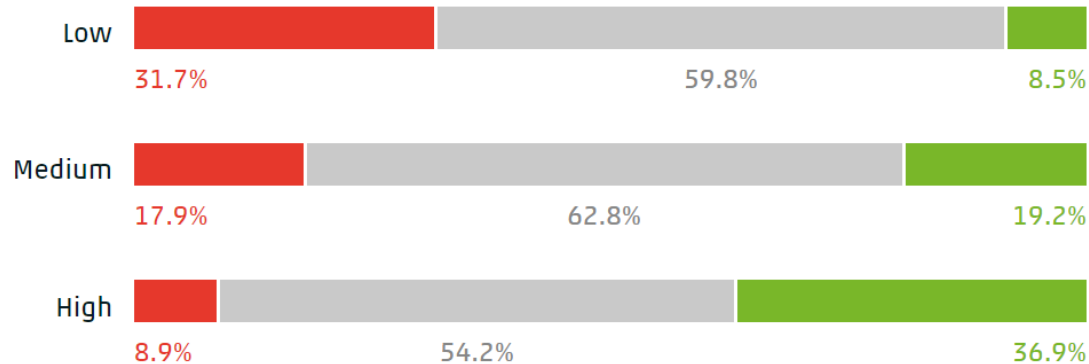
Society



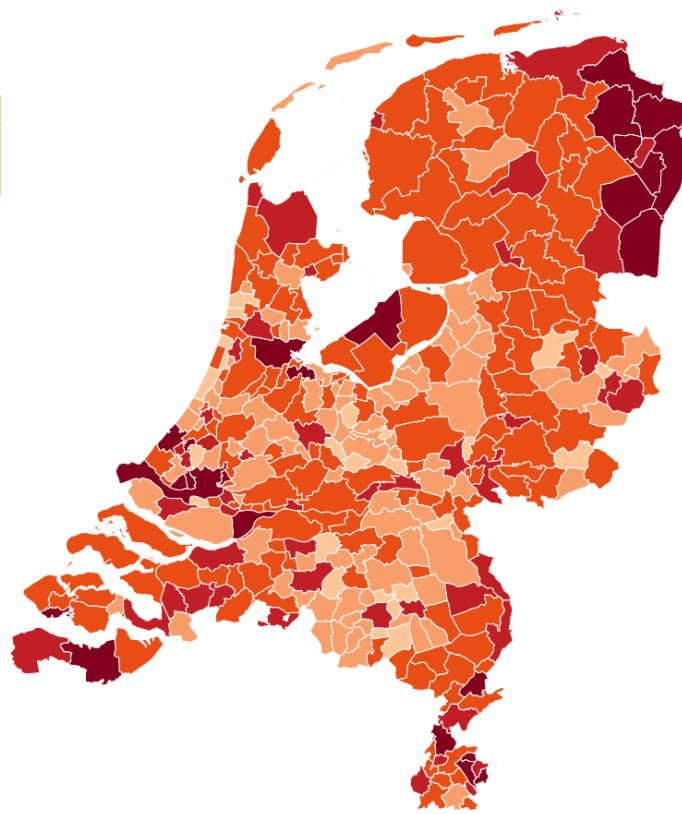
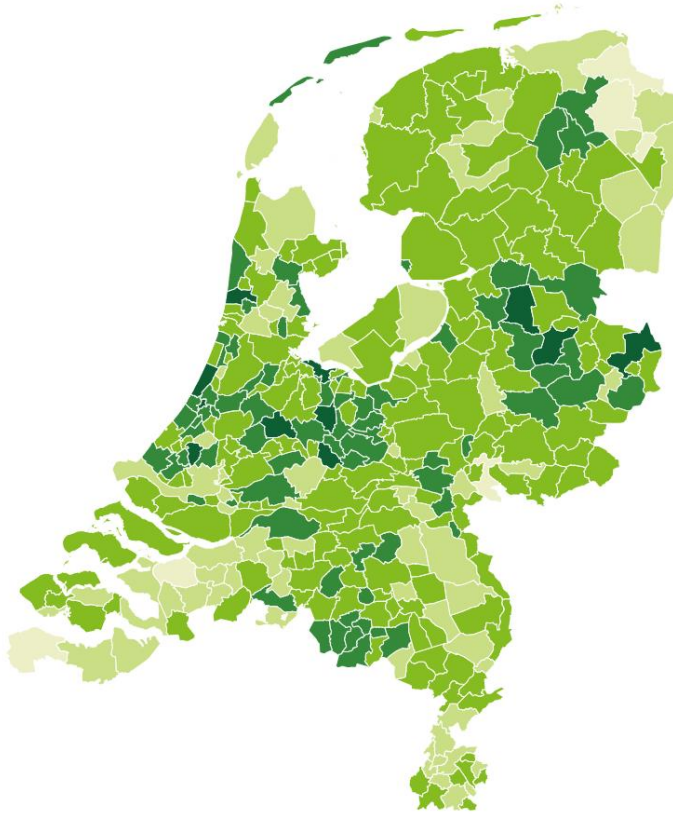
Distribution of well-being

- Individual indicators by sex, age, education level, country of origin/birth
- Cumulative differences

Highest completed level of education



Regional well-being



Where are we now and where is “brede welvaart” going?





Developing a community of practice

- Widely accepted as the core concept for policy making
- Moving towards a common language and shared practices
- Together figuring out how “brede welvaart” works in practice



Statistical frameworks of the future

- Extension of the System of National Accounts
- “Beyond GDP”: New frameworks for sustainable and inclusive well-being
- Improvement and harmonisation of existing frameworks

'Safe and just' space for humanity

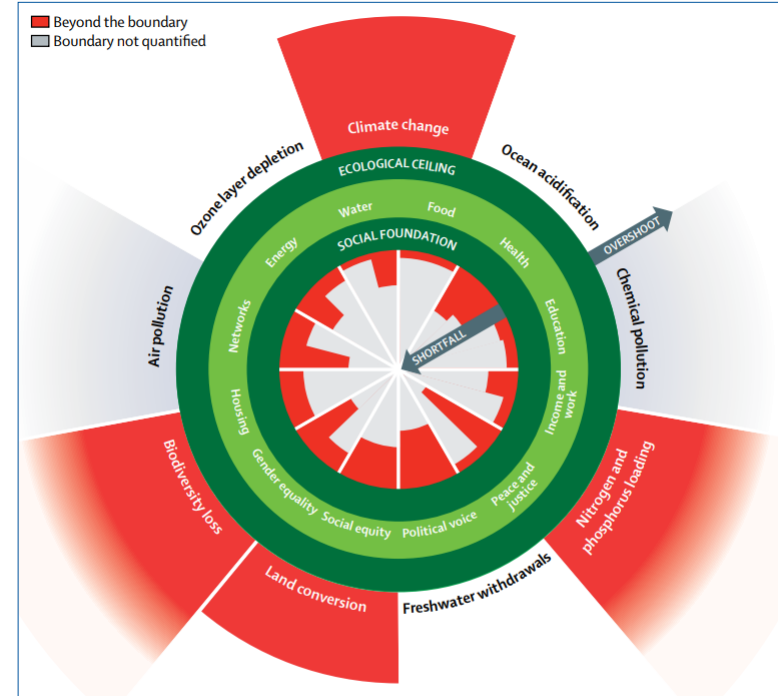
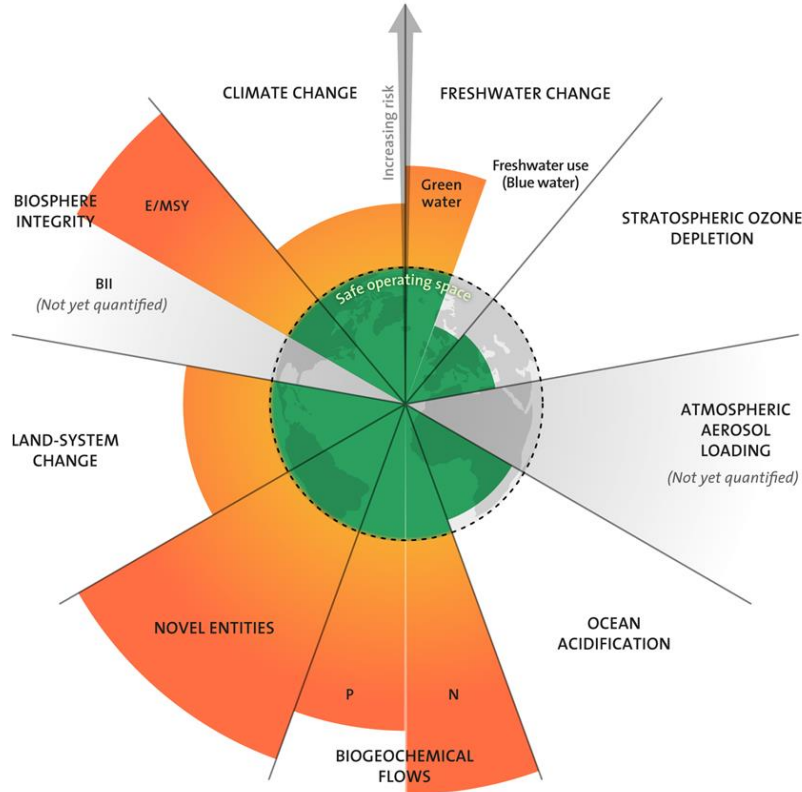


Figure: Shortfalls and overshoot in the Doughnut

Dark green circles show the social foundation and ecological ceiling, encompassing a safe and just space for humanity. Red wedges show shortfalls in the social foundation or overshoot of the ecological ceiling. The extent of pressure on planetary boundaries that are not currently being overshoot is not shown here (see appendix for all graphics).

Raworth, K. (2017). A Doughnut for the Anthropocene: humanity's compass in the 21st century. *The lancet planetary health*, 1(2), e48-e49.



Questioning our assumptions





'Top-down' bias

Subjective well-being



83.4%

of the population gave their life a score of 7 or more in 2022



2nd

out of 19 in EU in 2020

Satisfaction with life



52.6%

feel in control (scores 4 or 5 on a scale of 1-5) in 2022




3rd

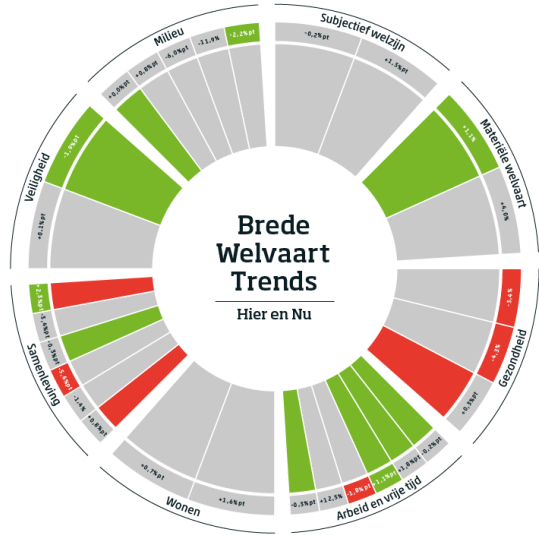
out of 27 in EU in 2017

Feeling in control of own life

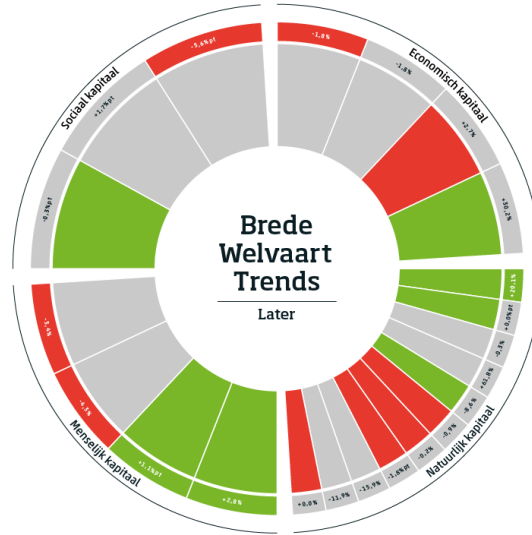
Cultural bias



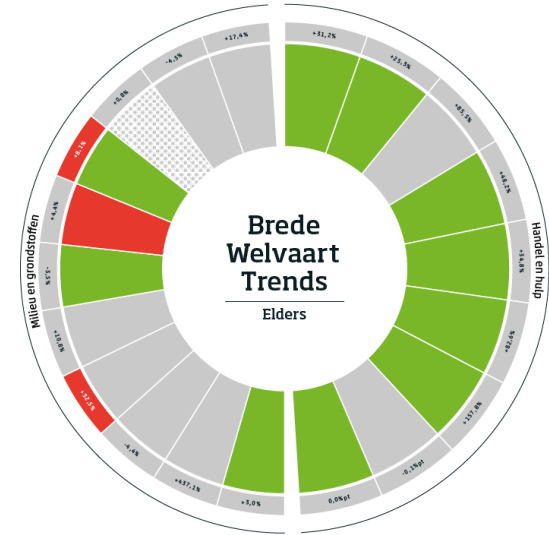
Assumption that the world is malleable



“here and now”



“later”




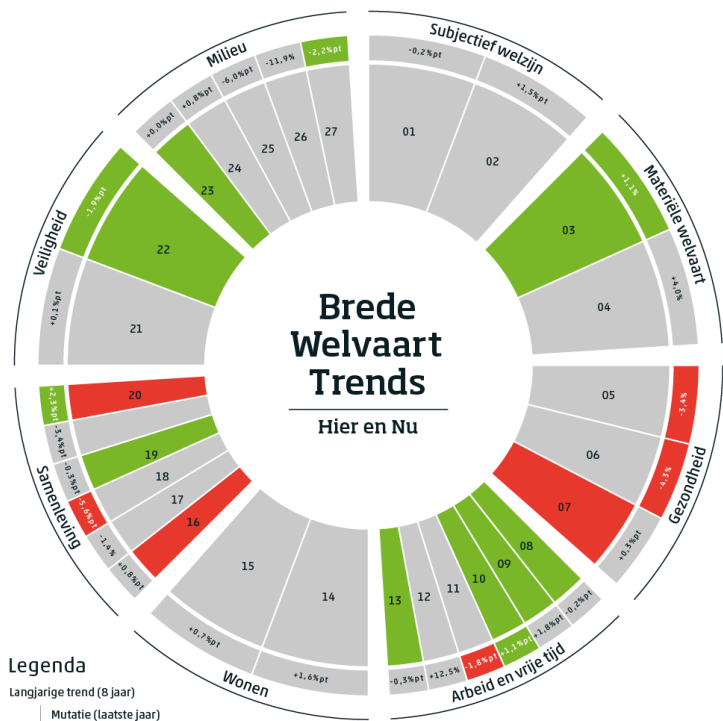
“elsewhere”





125 years reliable statistics

Brede-welvaarttrends en SDG's (BWT): hier en nu



Positie in EU

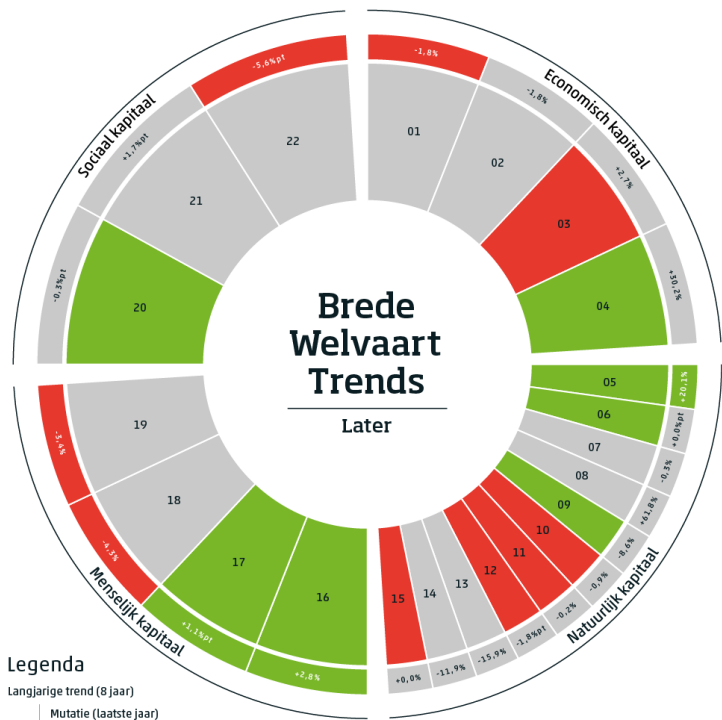
De balken geven de positie aan van Nederland in de Europese Unie per indicator.



- Legenda**
- Bovenin EU-ranglijst
 - Middenpositie
 - Onderin EU-ranglijst
 - Geen data
- 01 Tevredenheid met het leven
 - 02 Ervaren regie over het eigen leven
 - 03 Mediaan besteedbaar inkomen
 - 04 Individuele consumptie
 - 05 Gezonde levensverwachting mannen
 - 06 Gezonde levensverwachting vrouwen
 - 07 Overgewicht
 - 08 Langdurige werkloosheid
 - 09 Nettoarbeidsparticipatie
 - 10 Hooggeleide bevolking
 - 11 Tevredenheid met vrije tijd
 - 12 Tijdverlies door files en vertraging
 - 13 Tevredenheid met werk (werknemers)
 - 14 Totale woonquote (huur en koop)
 - 15 Tevredenheid met woning
 - 16 Contact met familie, vrienden of buren
 - 17 Inspraak en verantwoordingsplicht
 - 18 Vertrouwen in instituties
 - 19 Vertrouwen in andere mensen
 - 20 Ontwikkeling normen en waarden
 - 21 Vrijwilligerswerk
 - 22 Vaak onveilig voelen in de buurt
 - 23 Slachtofferschap van misdaad
 - 24 Beheerde landnatuur in NNN
 - 25 Kwaliteit van zwemwater binnenwateren
 - 26 Stikstofdepositie en landnatuur
 - 27 Stedelijke blootstelling aan fijnstof (PM_{2,5})
 - 28 Milieuproblemen



Brede-welvaarttrends en SDG's (BWT): later



Legenda

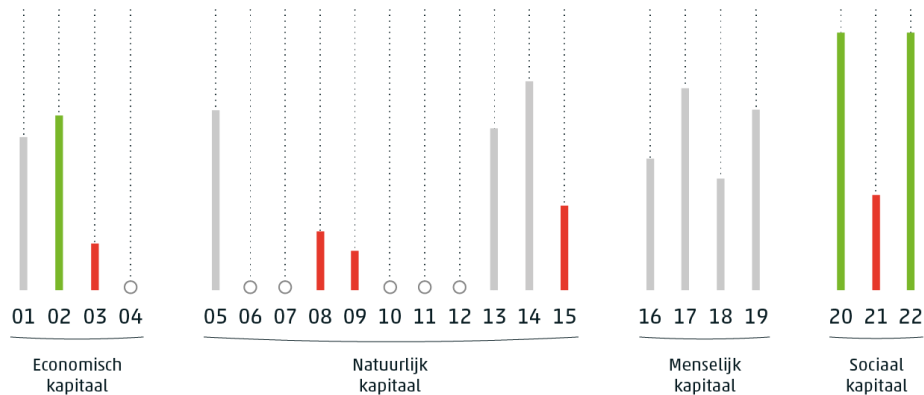
Langjarige trend (8 jaar)

Mutatie (laatste jaar)



Positie in EU

De balken geven de positie aan van Nederland in de Europese Unie per indicator.



Legenda



- 01 Fysieke kapitaalgoederenvoorraad
- 02 Kenniskapitaalgoederenvoorraad
- 03 Gemiddelde schuld per huishouden
- 04 Mediaan vermogen van huishoudens

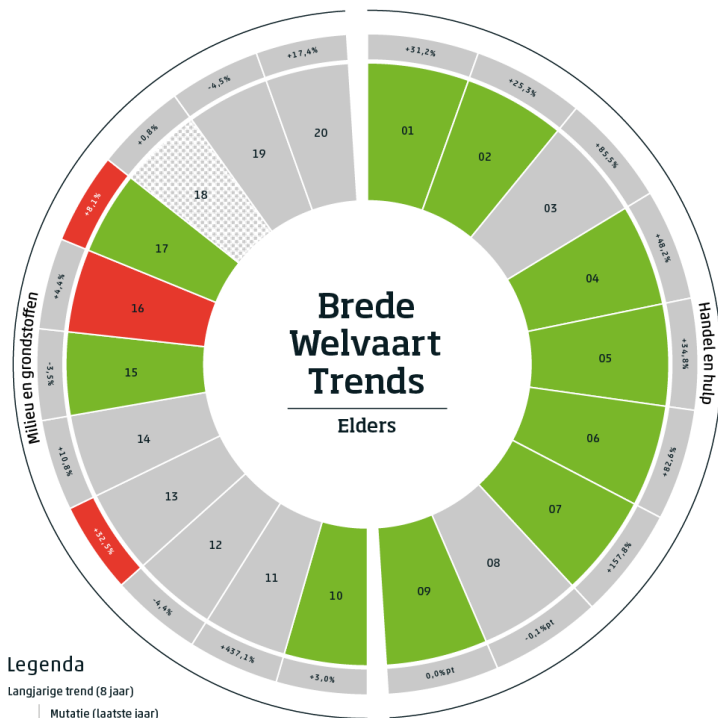
- 16 Gewerkte uren
- 17 Hoogopgeleide bevolking
- 18 Gezonde levensverwachting vrouwen
- 19 Gezonde levensverwachting mannen

- 05 Opgesteld vermogen hernieuwbare elektriciteit
- 06 Beheerde landnatuur in NNN
- 07 Groen-blauwe ruimte, exclusief reguliere landbouw
- 08 Fosforoverschot
- 09 Stikstofoverschot
- 10 Fauna van het land
- 11 Fauna van zoetwater en moeras
- 12 Oppervlaktewater van goede chemische kwaliteit
- 13 Onttrekking grondwater
- 14 Stedelijke blootstelling aan fijnstof (PM_{2,5})
- 15 Cumulatieve CO₂-emissies


- 20 Vertrouwen in andere mensen
- 21 Discriminatiegevoelens
- 22 Vertrouwen in instituties



Brede-welvaartrends en SDG's (BWT): elders

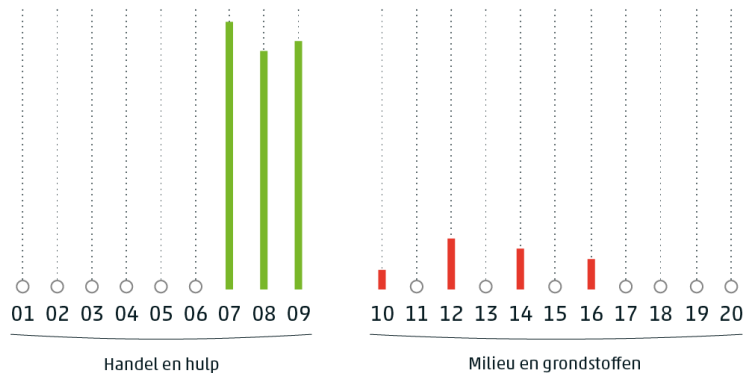


Legenda



Positie in EU

De balken geven de positie aan van Nederland in de Europese Unie per indicator.



- 01 Invoer van goederen totaal
- 02 Invoer van goederen uit Europa
- 03 Invoer van goederen uit Afrika
- 04 Invoer van goederen uit Amerika
- 05 Invoer van goederen uit Azië
- 06 Invoer van goederen uit Oceanië
- 07 Totale invoer uit LDC's
- 08 Ontwikkelingshulp
- 09 Overdrachten

- 10 Invoer fossiele energiedragers
- 11 Invoer fossiele energiedragers uit LDC's
- 12 Invoer metalen
- 13 Invoer metalen uit LDC's
- 14 Invoer niet-metaal mineralen
- 15 Invoer niet-metaal mineralen uit LDC's
- 16 Invoer biomassa
- 17 Invoer biomassa uit LDC's
- 18 Landvoetafdruk
- 19 Grondstofvoetafdruk
- 20 Broeikasgasvoetafdruk

Legenda

- Bovenin EU-ranglijst
- Middenpositie
- Onderin EU-ranglijst
- Geen data



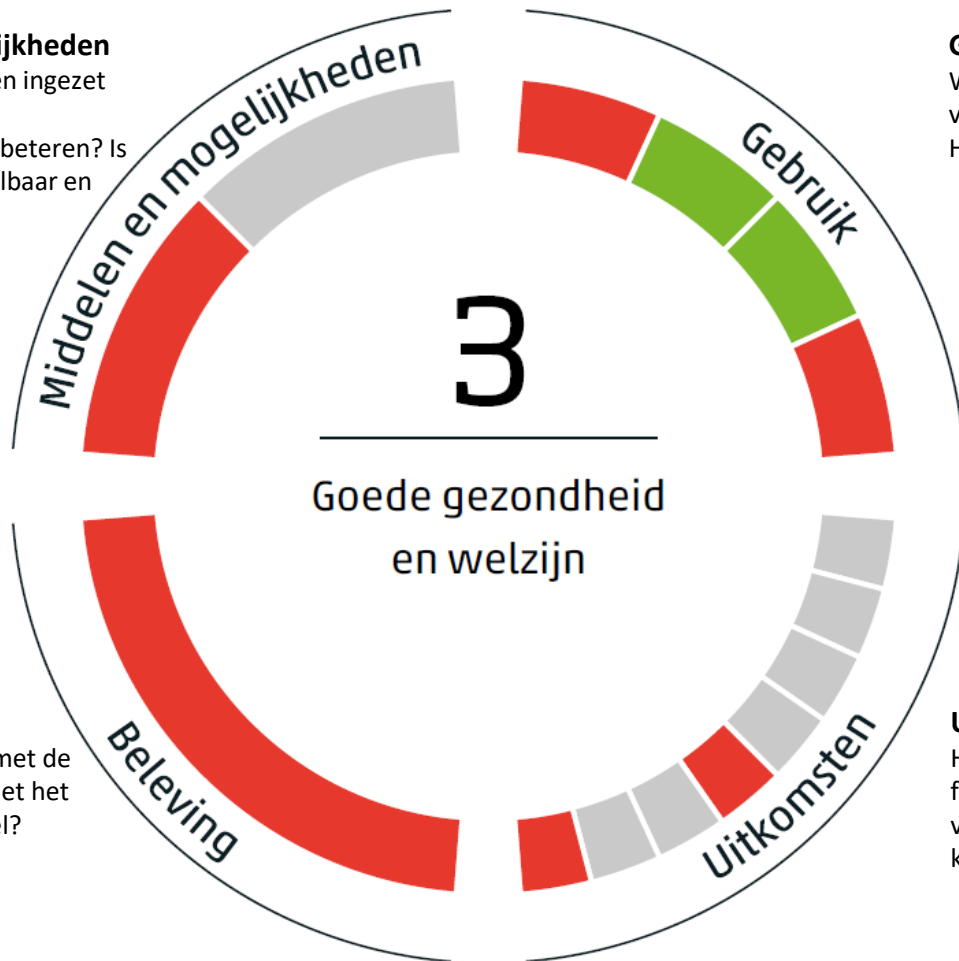
Framework for SDG indicators in context



- **Resources and opportunities:** rights, freedoms and other possibilities that people have; capacity of infrastructures and systems; access to and affordability of services
- **Use:** number of people, households, companies who use resources and opportunities, including aspects of behavior
- **Outcomes:** positive and negative effects of use
- **Subjective assessment:** people's subjective assessment of outcomes, including satisfaction, concerns, expectations

Middelen en mogelijkheden

Welke middelen worden ingezet om het zorgstelsel te onderhouden en te verbeteren? Is gezondheidszorg betaalbaar en toegankelijk?



Gebruik

Welk gedrag vertonen mensen dat van invloed is op hun gezondheid? Hoe maken ze gebruik van de zorg?

Beleving

Zijn mensen tevreden met de eigen gezondheid en met het Nederlandse zorgstelsel?

Uitkomsten

Hoe is het gesteld met de actuele fysieke en psychische gezondheid van de bevolking en met de kwaliteit van de zorg?

Publications

